

Original Paper

Developing an Adaptive Mobile Intervention to Address Risky Substance Use Among Adolescents and Emerging Adults: Usability Study

Lara N Coughlin^{1,2}, PhD; Inbal Nahum-Shani³, PhD; Meredith L Philyaw-Kotov¹, MSc; Erin E Bonar^{1,2}, PhD; Mashfiqui Rabbi⁴, PhD; Predrag Klasnja⁵, PhD; Susan Murphy^{4,6}, PhD; Maureen A Walton^{1,2}, MPH, PhD

¹Department of Psychiatry, Addiction Center, University of Michigan, Ann Arbor, MI, United States

²Injury Prevention Center, University of Michigan, Ann Arbor, MI, United States

³Institute of Social Research, University of Michigan, Ann Arbor, MI, United States

⁴Department of Statistics, Harvard University, Cambridge, MA, United States

⁵School of Information, University of Michigan, Ann Arbor, MI, United States

⁶Computer Science, Harvard John A Paulson School of Engineering and Applied Sciences, Harvard University, Cambridge, MA, United States

Corresponding Author:

Lara N Coughlin, PhD
Department of Psychiatry
Addiction Center
University of Michigan
2800 Plymouth Rd
Ann Arbor, MI, 48109
United States
Phone: 1 734 615 4774
Email: laraco@med.umich.edu

Abstract

Background: Substance use among adolescents and emerging adults continues to be an important public health problem associated with morbidity and mortality. Mobile health (mHealth) provides a promising approach to deliver just-in-time adaptive interventions (JITAI) to prevent escalation of use and substance use-related consequences.

Objective: This pilot study aims to describe the iterative development and initial feasibility and acceptability testing of an mHealth smartphone app, called MiSARA, designed to reduce escalation in substance use.

Methods: We used social media advertisements to recruit youth (n=39; aged 16-24 years, who screened positive for past-month binge drinking or recreational cannabis use) with a waiver of parental consent. Participants used the MiSARA app for 30 days, with feasibility and acceptability data reported at a 1-month follow-up. We present descriptive data regarding behavior changes over time.

Results: The results show that most participants (31/39, 79%) somewhat liked the app at least, with most (29/39, 74%) rating MiSARA as 3 or more stars (out of 5). Almost all participants were comfortable with self-reporting sensitive information within the app (36/39, 92%); however, most participants also desired more interactivity (27/39, 69%). In addition, participants' substance use declined over time, and those reporting using the app more often reported less substance use at the 1-month follow-up than those who reported using the app less often.

Conclusions: The findings suggest that the MiSARA app is a promising platform for JITAI delivery, with future trials needed to optimize the timing and dose of messages and determine efficacy.

(*JMIR Mhealth Uhealth* 2021;9(1):e24424) doi: [10.2196/24424](https://doi.org/10.2196/24424)

KEYWORDS

mHealth; adolescents; young adults; just-in-time adaptive intervention; alcohol misuse; cannabis; mobile phone

Introduction

Background

Advances in mobile health (mHealth) not only allow for accessible and cost-effective interventions but also offer novel opportunities for delivering personalized and adaptive interventions in the real world. A form of personalized medicine, just-in-time adaptive interventions (JITAI) operationalize the use of real-time data collection in individualizing content and delivery of intervention strategies [1,2]. JITAI have been developed and evaluated for a wide range of behavioral health issues (eg, cardiovascular disease [3], diabetes [3,4], mental illness [5], smoking cessation [6,7]).

mHealth approaches are lacking in the selective prevention of substance use (eg, risky use of alcohol, cannabis) among youth during this critical period when substance use is initiated and reaches peak prevalence [8-10]. For example, past-month binge drinking (eg, >4 for females or >5 drinks for males) is reported by 10.2% of youth aged 16 to 17 years, 26.2% of youth aged 18 to 20 years, and 45.4% of youth aged 21 to 25 years [11]. Such risky drinking increases the likelihood of health, academic, and social consequences and the development of alcohol use disorders [12-15] and is associated with morbidity and mortality (ie, injury, violence, suicide, overdose) [10,12-14]. Past-month use of cannabis is reported in 6.5% of adolescents and 22.1% of emerging adults [16]. The recent legalization of recreational cannabis (ages ≥ 21 years) in many areas heightens concern, particularly given the decreases in perceptions of risk [17,18] and effects on neuromaturational brain development (eg, compromised decision making and inhibitory control functioning) [19,20]. Furthermore, recent trends in the simultaneous use of alcohol and cannabis (defined as consumption patterns of alcohol and cannabis such that the individual reports the effects overlap), which is associated with greater consumption and consequences [21-24], highlight the urgent need for interventions to prevent risky substance use.

Critical challenges exist in developing mHealth interventions to reduce substance use among adolescents and emerging adults. Existing mHealth interventions for substance use are primarily developed for adults and/or individuals with substance use disorders (SUDs; <10% of adolescents and emerging adults) [25], which miss a larger proportion of adolescents and emerging adults with risky substance use. For example, emerging research demonstrates the benefit of relapse prevention apps (eg, A-CHESS, ChessHealth [26]) delivered after SUD treatment [27-32], underscoring the promise of mHealth tools, but they are tailored for individuals with greater readiness to change and substance use severity. In addition, these tools reinforce treatment concepts, which those with risky use have yet to receive, and include therapist support, which reduces scalability and may be unnecessary for those with lower severity substance use.

In 2015, recognizing the need for prevention-focused apps, the Society for Adolescent Health and Medicine released a health education app (including substance use) for parents of adolescents, THRIVE (Society for Adolescent Health and Medicine). Although beneficial, this app primarily consists of

didactic, static information (eg, facts, conversation starters, immunization records, find a doctor), so content is not tailored in real time. In addition, a systematic review of 12 studies concluded that although mHealth shows promise to address substance use, more studies are needed to develop and test the efficacy using current platforms [29]. Furthermore, there was heterogeneity across studies in terms of length of intervention delivery, intervention dose delivered, remote delivery platform, sample severity, and content included. Therefore, research to identify optimal components of mHealth tools to reduce substance use among adolescents and emerging adults is needed.

Daily monitoring and ecological momentary assessment (EMA) studies can inform JITAI by explaining why youth binge drink or use cannabis on some days and not others. However, prior daily monitoring and EMA studies of substance use are generally lacking among adolescents, with most conducted among college student samples [33,34]. Daily monitoring and EMA studies of college students underscore the importance of both negative affect (ie, craving and anxiety) in alcohol [35,36] and cannabis use [37,38] as well as positive affect (eg, enhancement motives) in binge drinking and cannabis use [37-39].

Adequate engagement with mHealth apps is necessary for success [1,2]; however, low engagement and attrition is common [40-42], including in those apps focusing on substance use [29]. This concern is particularly salient for not-in-treatment samples of adolescents and emerging adults who may not view their substance use as problematic (eg, lower readiness to change). Thus, engagement in mHealth tools for those not seeking behavior change is a unique challenge. Although passive data collection is rapidly advancing, self-reporting remains to be a staple for tailoring intervention delivery for substance use, as passive detection of key psychological mechanisms such as motives for use is not possible. Daily monitoring and EMA studies, including a recent meta-analysis, show modest response rates (eg, 60%-70%) [43-45], despite payments of US \$2 to US \$5 per day (or US \$60-US \$150 over a month), which creates a challenge for scalability [45]. Herein, we describe recent user-centered design work to develop the initial substance abuse research assistant (SARA) app, aimed at enhancing adolescents' and emerging adults' engagement with daily monitoring surveys. We then describe the acceptability and feasibility findings from our pilot study of a JITAI version of SARA, called MiSARA.

An Overview of Prior Work to Iteratively Develop SARA

Consistent with the preparation phase of the Multiphase Optimization Strategy (MOST) framework [46], our team's prior work [47] used an iterative process through a series of formative studies with adolescents and emerging adults to inform and refine our mHealth app (see Rabbi et al [47]). These prior studies focused on using the initial SARA app for enhancing engagement in daily assessments, which are critical for JITAI tailoring, and did not include delivery of intervention content [47]. Specifically, the SARA app integrated daily and weekly self-report surveys and tasks (eg, reaction time, spatial memory tasks) with theoretically grounded engagement strategies to improve the completion of self-report surveys with minimal financial incentive, enhancing scalability. As described

in a study by Rabbi et al [47], to develop and refine SARA, we conducted (1) a web-based survey to assess user perceptions about design features, (2) focus groups to obtain in-depth qualitative feedback on the app, and (3) a preliminary microrandomized trial (MRT; $n=18$) to refine app features [47-49]. The iteratively refined SARA app employed gamification through a virtual aquarium environment, which displays more fish as self-reporting increases; gamification included levels (ie, unlocking fish based on completion) and small monetary incentives.

Subsequently, as described in a study by Nahum-Shani et al (unpublished data, 2021), we conducted a larger MRT ($N=68$) of SARA with youth reporting past-month binge drinking or cannabis use to further refine the SARA app. Using data from this MRT, we assessed the proximal effect of delivering theory-based engagement strategies, including reciprocity and nonmonetary reinforcement of daily survey completion. In the MRT, we included much lower financial incentives (eg, 30-day incentives averaged US \$6.24 per participant) than prior daily monitoring studies while yielding fairly comparable rates of self-reporting (eg, 60.3% daily surveys, 75% weekly surveys). Regarding acceptability, most youth rated SARA as at least somewhat fun (76.3%) and interesting (72.9%). The findings supported the efficacy of reciprocity strategies (ie, inspirational quote delivered before daily survey prompts regardless of engagement), with participants liking the inspirational quotes. Nonmonetary reinforcement in the form of entertaining memes or graphics interchange format (gifs) images delivered after self-reporting did not appear to increase engagement, with feedback indicating a preference for rewards that are more consistent with the aquarium environment (eg, points, fish). Finally, mixed evidence was found for employing nonmonetary reinforcement in the form of personalized feedback graphs based on daily data; participants wanted their data available at all times, rather than contingent on self-reporting. Together, prior work from our team with the SARA app involving iterative refinement and analysis of the MRT set the stage for the development of the MiSARA JITAI aimed at reducing alcohol and cannabis use among at-risk adolescents and emerging adults. The goal of this study is to establish the feasibility and acceptability of the MiSARA JITAI and to explore preliminary outcomes related to behavior change.

Methods

Study Design and Protocol

Recruitment

Participants were recruited through social media advertisements (eg, Facebook, Instagram) over a 2-week period to obtain a broad sample of adolescents and emerging adults aged 16 to 24 years ($n=39$) who reported binge drinking or cannabis use. When users clicked the advertisement, they were redirected to the web-based screening consent. A waiver of parental consent was obtained for minor participants (aged 16-17 years), given the minimal risk of the study and the possibility that adolescents would prefer not to participate in this selective prevention study on substance use if parental consent was required. Eligible

participants were invited to provide contact information for verification purposes, which consisted of a completely automated public Turing test to tell computers and humans apart (CAPTCHA), checking for duplicate internet protocol addresses and examining social media profiles. Once verified by staff, eligible participants were invited via email or text to join the longitudinal study, where they would complete a baseline survey in Qualtrics (with baseline consent embedded and a waiver of parental consent), download, and use the MiSARA app for 1 month and complete a 1-month follow-up survey about the app functionality, design and content, and preliminary outcomes. The MiSARA study was approved by the Medical School at the University of Michigan (IRBMED ID: HUM00148393).

Inclusion or Exclusion Criteria

Screened individuals were eligible for the study if they (1) had an iPhone to download the app (as the current version was compatible only with iOS not Android), (2) screened positive for past-month binge drinking (>4 drinks for females or >5 drinks for males) or any past-month cannabis use without a medical cannabis card, and (3) met the study verification criteria described earlier.

Self-Report Measures

At baseline and 1-month follow-up, we collected descriptive data [50,51] (Table 1) as well as quantity and frequency of use (eg, Alcohol Use Disorder Identification Test-Consumption [AUDIT-C], 30-day Timeline Follow Back) [52-56]. We also assessed the consequences of use (assessed separately for alcohol and cannabis) [57,58], intention, importance [59], and confidence of change [60] (ranging from 0 [not at all] to 10 [very]), perceived risk [61] (ranging from 0 [not at all risky] to 4 [extremely risky]), reasons for alcohol and/or cannabis use [62,63] (eg, coping, enhancement, social), and past-month driving under the influence of alcohol or cannabis [64] (ranging from 0 [never] to 4 [>10 times]).

Daily surveys included single-item measures of stress, mood, loneliness, free time, fun, sensation seeking, and hopefulness (ranging from 0 [not at all] to 4 [a lot]), in addition to daily tasks [65-70]. The tasks were designed to capture the acute cognitive effects of substance use in a naturalistic setting by assessing the reaction time (ie, tapping speed) and spatial memory (ie, retrace flower patterns that briefly light up). Weekly surveys, prompted every Sunday, measured behavioral intentions to use cannabis and/or alcohol in the next week [71] (0 [not at all] to 4 [very]) and quantity of alcohol and cannabis use each day in the prior week [61,72].

During the 1-month follow-up, participants were also asked acceptability questions (eg, "Is the app content appropriate for people your age?" "Overall, how would you rate the app's appearance?" "Did the aquarium affect the amount of time you spent using the app?"). Participants were also asked about self-reported *points* earned in the app, which is a proxy measure for app engagement. The prototype MiSARA app contained a software error, which resulted in a lack of archiving daily or weekly survey data or paradata, which prevented further examination of objective engagement data.

Table 1. Intervention content topics by day of the week.

Day of week	Content area	Example intervention messages ^a
Sunday	Coping with stress	<ul style="list-style-type: none"> Taking time for yourself can help reduce the amount of stress we experience! How, if at all, could you prevent stressing? You are worth it!
Monday	Coping with negative mood	<ul style="list-style-type: none"> Accepting things that happen in life can be hard. Sometimes to be strong means asking for help. Talk to someone who cares or text 741-741
Tuesday	Prosocial people and activities	<ul style="list-style-type: none"> What're three things that used to make you feel excited or happy? Try doing/thinking about these things when you feel bored/down. Good luck!
Wednesday	Alternatives to address motives for substance use	<ul style="list-style-type: none"> What're things you used to love doing with friends that you miss? Imagine doing them again. Who has your best interests in mind?
Thursday	Alternative leisure activities	<ul style="list-style-type: none"> Doing fun or exciting activities can lift your mood! Try thinking of an exciting thing you'd like to do. Making a bucket list can be fun
Friday or Saturday	Tools and protective strategies to reduce substance use	<ul style="list-style-type: none"> Exercising's a natural high. Try a new workout & challenge yourself to a fitness goal. Look in the mirror & say 3 things you like about you. Some take breaks between drinks, so they don't overdo it. Remind yourself that you are the fun and you make the good time. Be true to you! Think about how much money you could save by staying away from too much partying. Sounds like a great way to have extra cash. Nice going!

^aAlthough daily or weekly app data were not saved because of a software error, the intervention messages were tailored based on each participant's daily responses and weekly reports of prior week substance use.

Incentives

Following app installation, participants received US \$20 remuneration (eg, Amazon gift card). As a software glitch prevents the determination of survey completion, incentives were provided assuming 100% compliance with daily surveys; this along with a variable probability of reinforcement schedule could result in receipt of US \$11 to US \$21. Research staff contacted participants on Fridays with their weekly incentive total. Participants self-administered 1-month follow-up surveys and received US \$30 in remuneration via an electronic gift card.

MiSARA JITAI

For more information about SARA intervention development, see prior publications [47-49].

Development

The MiSARA JITAI (Figure 1) was informed by SARA preliminary studies and developed for the iOS platform because most SARA participants were iPhone users and funding was insufficient for development on iOS and Android platforms. We created a more realistic aquarium interface, made personalized feedback graphs (based on within-app self-report data) available on-demand, and modified the daily survey completion window, from 6 PM to midnight in SARA and from noon to 6 PM in MiSARA. This change was made so that data from the daily survey could be used to tailor an intervention message delivered at 7 PM, potentially before a drinking event (although the timing with cannabis use is not clear). Consistent with the literature on the norm of reciprocity [73-75] and given positive findings for the daily inspirational messages (Nahum-Shani et al, unpublished data, 2021), we retained this feature, which was delivered at noon when the survey window opened. To inform refinement of the daily inspirational messages

at noon, Amazon Mechanical Turk workers (n=20; mean age 21.3, SD 2.2 years; 8/20, 40% male) identified famous quotes, song lyrics, and images relevant for adolescents and emerging adults, followed by refinement by the study team to provide supporting language and by undergraduate and postgraduate students for relevance and appropriateness (eg, no images glamourizing use, no offensive jokes). We also enhanced rewards within the aquarium (eg, revamping fish artwork and delivery schedule), added a resource page with information about services and how to get help (eg, mental health, substance use), and incorporated tailored intervention content delivered at 7 PM daily (Figures 2 and 3).

Intervention content was developed and refined using an iterative participatory approach by the study team and students to fit with evidence-based intervention content (eg, motivational interviewing, mindfulness, behavioral activation) that was appealing to adolescents and emerging adults to maximize engagement. Intervention message content included supportive affirmations and tips, inspirational images to reinforce content, web links to articles (eg, 50 fun things to do without alcohol), or other web-based resources (eg, Drinkaware, YouTube meditation videos). Content areas of tailored messages varied by the day of the week (Table 1) and were tailored based on participant responses to daily surveys of factors related to substance use (eg, stress, mood, leisure activities) and to weekly surveys about substance use and motives for use [76]. For example, messages on Sunday focused on coping with stress so that participants indicating high stress on the daily stress question ("Right now, I feel stressed") received an intervention message tailored to cope with their stress level, such as "Challenging situations can take a toll on our mental or physical health. Sometimes it helps to take a moment to ground ourselves. You're resilient!" along with a link to a recenting mindfulness

meditation YouTube video. It should be noted that if surveys were not completed, then generic content was delivered on the specified topic for that day. If a daily intervention message was delivered (based on 0.33 probability), message content was directly focused on substance use only on Wednesdays, Fridays, and Saturdays (as opposed to every day), whereas intervention

message content on other days focused on upstream factors associated with use (eg, stress, mood, prosocial support, and leisure activities) to prevent fatigue and minimize unintentionally priming participants to use substances (Table 1).

Figure 1. Overview of MiSARA app and content development.

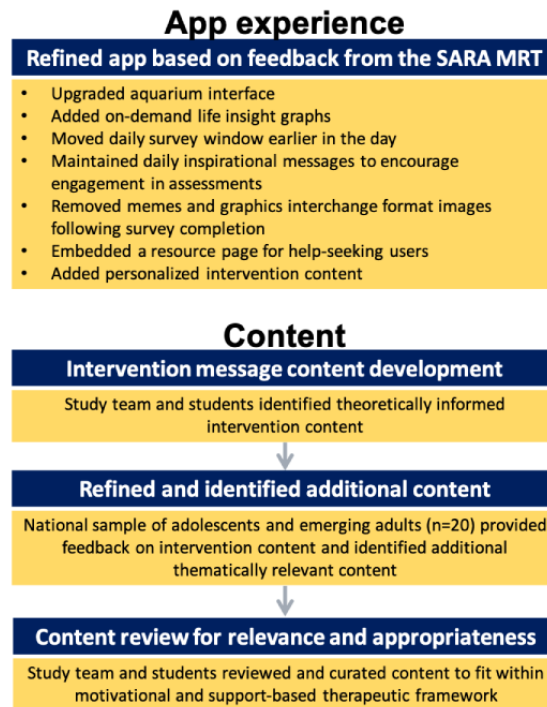


Figure 2. Screenshots of (a) MiSARA aquarium app environment and (b) resources page.

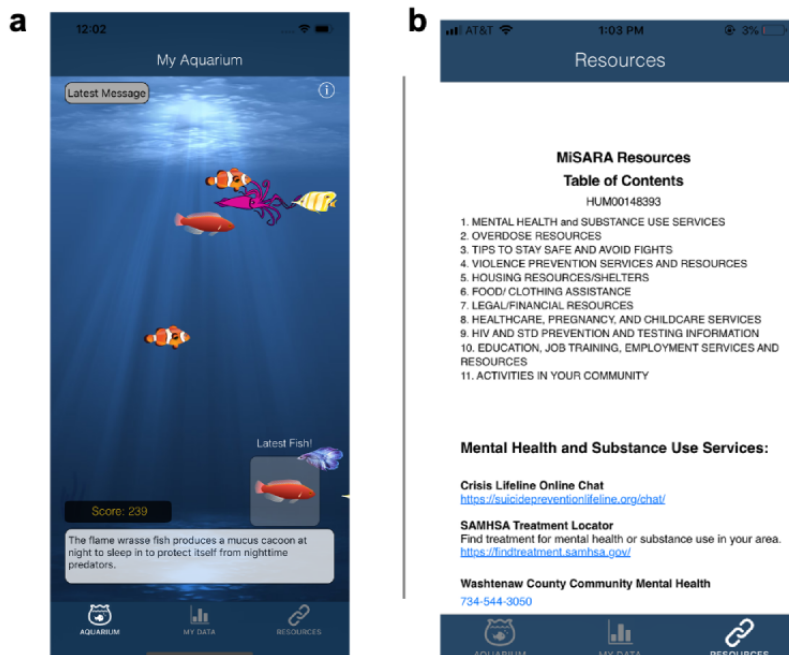
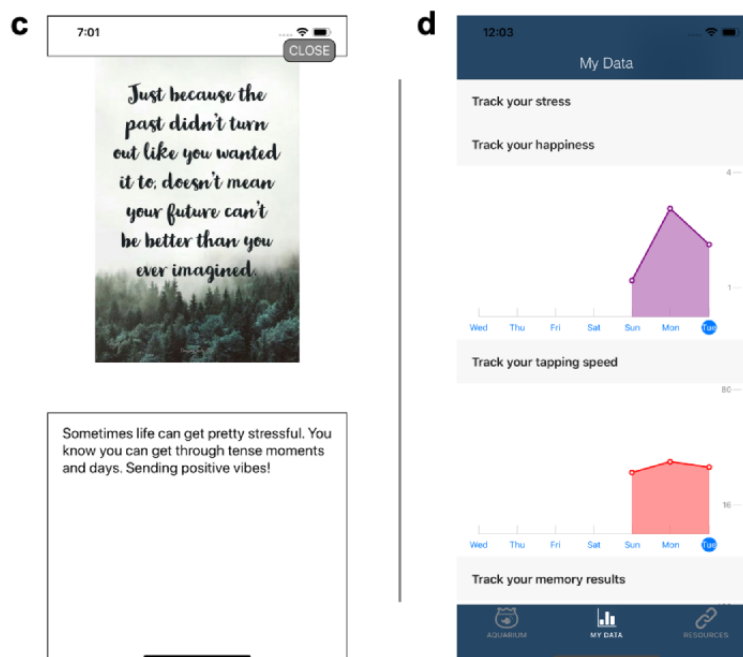


Figure 3. Screenshots of (c) example intervention message and (d) life insights graphs.

Procedure

For a period of 30 days, participants were prompted via the MiSARA app to complete: brief (2-3 min) daily surveys, short (5-10 min) weekly surveys, and daily tasks (1-2 min each). On the basis of prior work (Nahum-Shani et al, unpublished data, 2021), each day at noon, participants received one inspirational message to encourage engagement combined with a reminder to complete the daily survey by 6 PM (ie, 7 questions, 2 tasks). On Sundays, participants were prompted to complete a weekly survey (ie, 26 questions, including past-week alcohol and cannabis use). At 7 PM each day, participants were randomized (probability=0.33) to receive (1) a tailored intervention message, (2) a fun fact on a random topic (eg, "7% of American adults believe that chocolate milk comes from brown cows. 7% doesn't sound like a lot, but that works out to 16.4 million people"), or (3) no message, to reduce habituation to intervention content and consistent with the lower severity, not-in-treatment sample. We used the fun fact to infuse novelty so that participants would not be fatigued by too many intervention messages. To encourage engagement, participants earned points to unlock new fish for completing surveys and tasks. Following the 30-day app experience, participants completed a follow-up survey.

Analyses

Analyses focus on the acceptability and feasibility of the MiSARA app, as this pilot study was not intended to examine MRT outcomes (eg, not powered). Open-ended, user-centered feedback about the MiSARA app experience is described. Participant ratings of feasibility and acceptability are then presented descriptively (means, SDs, proportions), which was the primary focus of this pilot study. Next, consistent with the best practices for pilot studies [76], we report (1) the association between baseline characteristics and self-reported app engagement based on zero-order correlations and a linear regression model and (2) change in preliminary outcomes from

baseline to follow-up and the association between change in outcomes and self-reported app engagement.

Results

Recruitment Feasibility

Social media advertisements resulted in 239 participants completing the screening survey over 2 weeks, with 71 (29.7%) participants eligible. Of those eligible, 39 (55%) participated in this pilot study. No meaningful differences in age, race, or alcohol use were detected between those who did elect to participate compared with those who did not elect to participate. Those who enrolled were more likely to be female (24/39, 62%) than those who were eligible but did not enroll (11/32, 34%). In addition, those who enrolled used cannabis less frequently (mean 1.8, SD 2.1 days of cannabis use in the past 30 days) than those who were eligible but did not participate (mean 3.1, SD 2.7 days). All enrolled participants completed the 1-month follow-up.

Sample Characteristics

Of 39 participants, 24 (62%) were female; 12 (31%) were aged 16 to 20 years; and 27 (69%) were aged 21-24 years (mean age 20.7 years, SD 2.1); 9 (23%) were identified as racial minorities and 5 (13%) were identified as Hispanic (Table 2). In the baseline survey, all participants reported alcohol use (AUDIT-C score: mean 5.9, SD 2.4), with 37 (95%) of 39 participants reporting past-month binge drinking, and 19 (49%) reporting drinking weekly or more. Of those reporting past-month cannabis use (23/39, 59%, of which 21 also reported past-month binge drinking), 11 (48%) reported using cannabis weekly or more, with 4 (17%) using daily. Overall, 36 participants reported substance use consequences in the past month, with an average of 8.5 (SD 6.7; range 0-45). Two-thirds reported driving under the effects of alcohol in the past month, and 6 (15%) of 39 participants reported driving under the effects of cannabis. As expected, given the non-treatment-seeking sample, intention

and importance of reducing alcohol use was low (mean 2.4, SD 2.3 and mean 2.5, SD 1.9 respectively, on a 1-10 scale), whereas confidence in the ability to reduce alcohol was high (mean 8.3, SD 2.2 on a 1-10 scale), with a similar pattern for cannabis use, and perceived risk of regular alcohol (mean 2.5, SD 0.9 on 0-4 scale, 0 indicates no risk) and cannabis use (mean 1.3, SD 0.9 on 0-3 scale) was low. The most common motive for drinking

was social, followed by enhancement (ie, to increase positive affect), with coping and other motives being the least common. Similarly, the most common reason for cannabis use was enhancement, followed by other motives and coping. The most common reason for *not* drinking or not using cannabis in the past week was not wanting to drink or use.

Table 2. Sample characteristics at baseline (n=39).

Demographics	Participants, n (%)
Male sex	15 (38)
Age (years)^a	
16-17	5 (13)
18-20	7 (18)
21-24	27 (69)
Race	
White	30 (77)
African American	3 (8)
Asian	2 (5)
Other	4 (10)
Hispanic ethnicity	5 (13)
Education	
Some high school	5 (13)
High school diploma or general educational development only	7 (18)
Some college	13 (33)
College graduate	14 (36)
Past-month substance use and consequences	
Binge-drinking only	16 (41)
Cannabis only	0 (0)
Alcohol and cannabis	23 (59)
Any substance use consequences	36 (92)
Drinking and driving	27 (69)
Cannabis and driving	6 (15)
Past-week top reasons for use^b	
Alcohol use (n=31)	
Coping	1 (3.2)
Enhancement	11 (35.5)
Social	15 (48.4)
Other	4 (12.9)
Cannabis use (n=14)	
Coping	1 (7.1)
Enhancement	10 (71.4)
Social	0 (0.0)
Other	3 (21.4)

^aMean 20.7 (SD 2.1).

^bPast-week reasons for alcohol or cannabis use questions were only asked to those participants who reported use in the past week at baseline.

MiSARA Acceptability

Most participants (31/39, 79%) at least somewhat liked MiSARA, with almost all reporting that the design was appealing (36/39, 92%; Table 3), but most participants also felt it was not interactive enough (27/39, 69%). Unsurprisingly, given the research context, ratings for *fun to use*, *interesting*,

and *the aquarium was fun* were modest, with 27 (75%) of 36 participants indicating the aquarium itself did not influence the time spent using the app. Most importantly, the content was viewed as age-appropriate by nearly all participants (36/39, 92%). Data collection via the app was acceptable, with 36 (92%) of 39 participants agreeing that they were comfortable with self-reporting, and 28 (72%) of 39 participants agreed that they

were comfortable with the app collecting passive data (such as geolocation). Although the app was easy to use (34/39, 87%) with clear instructions (35/39, 90%), 9 (23%) participants sometimes or regularly had technical problems (eg, crashing), 15 (38%) rarely had issues, and 15 (38%) never had trouble. Finally, most participants (29/39, 74%) rated the app 3 or more stars (24/39, 62% rated 3.5 or more stars; 19/39, 49% rated 4 or more stars).

Regarding appearance, qualitatively, participants reported liking the MiSARA aquarium and receiving fish, which was *nice* and *pleasant*; however, they recommended adding more animation (ie, increasing the type and number of fish, swimming speeds) and brighter colors and unique fonts. Next, participants requested greater interactivity, such as being able to feed the fish, tap on the glass, buy items or more fish, view a count of earned fish, and select fish to see maritime information at any time (not just when receiving new fish). They also recommended greater personalization (eg, type of tank or background, home page, and colors). Regarding features, participants consistently, positively commented on the life insights personal feedback graphs, requesting the addition of step counts and showing data trends for longer than a week. Similarly, they enjoyed the

reaction time and spatial memory tasks but wanted more novelty in these tasks. Regarding content, participants commonly made positive comments about the *uplifting* inspirational quotes, messages, and images, links, or videos, requesting the ability to archive content, which disappeared, for later access. In addition, participants requested the ability to personalize the type of inspirational content topics or quotes, which were too *vague*. Despite all content being vetted by the study team and students, 2 people said they found some content to be *strange* or *patronizing*. Regarding functionality, although positive comments focused on the ease of the survey completion and appreciation of the reminders, a key recommendation for improving functionality was to add the ability to customize the timing of the daily survey window (eg, one person worked a mid-day shift that overlapped with the preset window). Additional suggestions included adding a second reminder to complete the survey before the end of the window, a clearer timeline of required activities and explanation of the app's purpose, and a *pause* feature for the spatial memory task or fewer rounds (eg, to pick up a phone call). Finally, 2 people wanted more money to complete self-report surveys, and several participants noted technical issues (eg, crashing).

Table 3. MiSARA app acceptability (n=39).

Content area and item	Participants, n (%) ^a
Appearance	
Overall	• 31 (79) rated average, good, excellent
Appealing design	• 36 (92)
Interactivity	• 26 (67) not enough • 12 (31) just right • 1 (3) too much
Enjoyment	
Fun to use	• 27 (69)
Interesting	• 25 (64)
Aquarium fun to use	• 19 (49)
Aquarium influenced time using app	• 27 (75) not at all
Content	
Messages appropriate for age	• 36 (92)
Data acceptability	
Comfort answering self-report questions	• 36 (92) agree or strongly agree
Comfort with passive data collection in app	• 28 (72) agree or strongly agree
Prefer self-reporting in MiSARA rather than by text or phone	• 32 (82)
Technical issues	
Easy to use	• 34 (87)
Clear app use instructions	• 35 (90)
Frequency of problems	• 15 (38) none • 15 (38) rarely • 9 (23) sometimes or regularly

^aPercent rated 3 or higher (eg, somewhat) unless otherwise indicated.

Engagement Feasibility

Given an unanticipated software glitch, the prototype MiSARA app did not consistently save daily or weekly survey data or paradata, which prevented objective examination of app engagement. However, on the follow-up survey, participants self-reported *points* earned, a proxy for app engagement. Participants reported an average earning of 986.2 points (SD 688.0; range 0-2110; first quartile 324, third quartile 1591, median 1163; n=34; 5 missing). Self-reported app engagement (ie, points) was positively correlated with female sex ($r=0.2$) and slightly negatively correlated with age ($r<-0.1$) and

negatively correlated with baseline markers of severity of substance use, including AUDIT-C score ($r=-0.3$), total number of past-month drinks ($r=-0.4$), days of binge drinking ($r=-0.4$), and days of past-month cannabis use ($r=-0.16$). In an adjusted regression model (Table 4) looking at reported app engagement as a function of age, gender, total number of past-month drinks, and total past-month cannabis use, alcohol use was the only baseline characteristic meaningfully associated with app engagement (estimate -10.5, SE 4.4; 95% CI -19.2 to -1.8), such that more alcohol use was associated with less app engagement.

Table 4. Linear regression of baseline predictors of app engagement.

Variable	Estimate (SE)	95% CI
Age	13.6 (53.2)	-90.7 to 117.8
Gender (referent=male)	-314.2 (216.6)	-738.7 to 110.4
Past-month alcohol use	-10.5 (4.4)	-19.2 to -1.8
Past-month cannabis use	-20.6 (23.6)	-66.9 to 25.7

Pre-Post Changes in Preliminary Outcome

Descriptively, ratings of intention (change between follow-up and baseline ($\Delta_{(fu-bl)}=0.4$) and importance ($\Delta_{(fu-bl)}=0.3$) to reduce alcohol use increased slightly from baseline to 1-month follow-up, but confidence in the ability to reduce use did not increase ($\Delta_{(fu-bl)}=-0.1$); in contrast, intentions ($\Delta_{(fu-bl)}=-0.4$) and importance ($\Delta_{(fu-bl)}=-0.1$) to reduce cannabis use decreased slightly from baseline to follow-up and confidence ($\Delta_{(fu-bl)}=0.3$) increased. Regarding behaviors, all variables decreased from baseline to 1-month follow-up, including weekly alcohol ($\Delta_{(fu-bl)}=-0.8$) and cannabis use ($\Delta_{(fu-bl)}=-0.2$),

monthly binge-drinking days ($\Delta_{(fu-bl)}=-0.4$), number of past-month substance use consequences ($\Delta_{(fu-bl)}=-0.8$), frequency of past-month drinking and driving ($\Delta_{(fu-bl)}=-0.8$), and frequency of past-month cannabis use and driving ($\Delta_{(fu-bl)}=-0.9$; [Table 5](#)). Finally, more self-reported app engagement was associated with decreases from baseline to follow-up in past-month behaviors, including total number of drinks ($r=0.4$), total number of days using cannabis ($r=-0.1$), total binge-drinking days ($r=-0.5$), substance use consequences ($r=-0.1$), episodes of drinking and driving ($r=-0.2$), and using cannabis and driving ($r=-0.2$).

Table 5. Baseline and follow-up substance use-related measures.

Variables	Baseline	Follow-up
Motivation^a, confidence^a, and perceived risk, mean (SD)		
Intention to reduce alcohol	2.4 (2.3)	2.8 (2.5)
Importance of reducing alcohol	2.3 (1.9)	2.7 (1.5)
Confidence in ability to reduce alcohol use	8.3 (2.2)	8.2 (2.2)
Intention to reducing cannabis use	3.2 (3.3)	2.8 (3.1)
Importance of reducing cannabis use	2.4 (2.5)	2.3 (2.4)
Confidence in ability to reduce cannabis use	8.6 (2.1)	8.9 (2.0)
Perceived risk of regular alcohol use	2.5 (0.9)	2.5 (1.0)
Perceived risk of regular cannabis use	1.3 (0.9)	1.3 (1.0)
Substance use and consequences, mean (SD)		
Weekly number of alcoholic drinks	7.5 (6.1)	6.7 (6.4)
Weekly cannabis consumption (grams)	0.5 (1.0)	0.3 (0.7)
Number of binge-drinking episodes (past-month)	3.5 (3.3)	3.1 (3.2)
Substance use consequences (past-month)	8.5 (6.7)	7.7 (6.8)
Drinking and driving events (past-month)	2.5 (2.8)	1.7 (2.6)
Cannabis and driving events (past-month)	1.6 (3.4)	0.7 (1.3)

^an=38 for the alcohol importance ruler and n=18 for the cannabis importance ruler. Those who stopped drinking (n=2) or using cannabis (n=1) at follow-up and therefore did not complete ratings of intention, importance, and confidence of change at follow-up were recorded as 10 for each variable.

Discussion

Principal Findings

Here, we provide preliminary data assessing the feasibility and acceptability of the MiSARA app for addressing a significant public health problem, risky drinking, and cannabis use among adolescents and emerging adults. The MiSARA development process was informed by behavioral theories for enhancing engagement and reducing substance misuse as well as prior work [47-49] on the assessment-focused SARA app.

In terms of feasibility, web-based recruitment using social media advertisements resulted in the recruitment of 39 participants over 2 weeks to test MiSARA, underscoring the feasibility of such methods. Although representativeness in a small pilot study cannot be determined, other larger studies support the utility of web-based recruitment approaches [77]. Perhaps because of the limited funding and constrained timeline, only 55% (39/71) of those screening positive enrolled. Those who enrolled were more likely to be female and to use cannabis less frequently than those who did not enroll. In future studies, more staffing

resources, extending the completion of web-based enrollment activities beyond 2 weeks and targeting web-based recruitment toward males and those who use cannabis frequently, will likely increase enrollment rates and help ensure representativeness of the sample.

Overall, MiSARA was well-received, easy to use, and preferred over other research data collection methods (eg, website, text, telephone), with 9 out of 10 adolescents and emerging adults liking the aquarium app design. Participants were not concerned about privacy, with 9 out of 10 feeling comfortable with the self-report and 7 out of 10 being comfortable with passive data collection. Unsurprisingly, given the research purpose, ratings of the app in terms of *fun* were lower (eg, 69.2%), potentially reflecting users' expectations regarding app-based games, which may be difficult for researchers to achieve given limited budgets and may suggest that gamification is not well-suited for research software. Another challenge for research, particularly this pilot study, was reflected in the frequency of technical software issues, including the fact that daily and weekly survey data collection was not archived. This underscores the need for strong partnerships with software developers, in addition to adequate funding for research app development and ongoing support. Despite these challenges, feasibility and acceptability data were collected for the intervention messages, which was the primary purpose of the study, given prior studies examining engagement (Nahum-Shani et al, unpublished data, 2021). Participants liked the intervention messages and viewed them as appropriate for their age. Particularly helpful feedback included the recommendation that intervention content be archived by topic so that participants could refer to it later and an additional survey completion reminder part-way through the survey window. Although participants liked the theme of the aquarium, the feedback graphs, and game-like tasks, they consistently recommended greater interactivity and personalization, which was constrained by the modest resources, consistent with formative research, in the current iteration of MiSARA. Importantly, participants wanted interactivity to evolve over time to increase novelty, raising the question of how much interactivity is needed, balanced with the costs and skills needed to develop highly interactive apps, to engender adequate engagement.

The recommendation regarding customizing the survey period underscores an interesting challenge for daily monitoring and JITAIs, namely, when to assess and deliver messages each day. In the prior version of SARA, the period of assessment was later in the day, overlapping with the time of day when participants were likely to use substances (eg, evenings). In MiSARA, the survey period was the middle of the day, with intervention messages in the evening to increase relevance to potential use periods. Another alternative would be to have a morning assessment period, assessing substance use-related factors and/or use from the prior day, followed by delivering intervention content earlier in the day. Some of these decisions will likely be influenced by the type of questions asked, the focus of the JITAI (eg, mood, substance use), and the within-day or day of the week variability in the construct (eg, binge drinking on weekend evenings).

Regarding behavior change over time, all substance use-related behaviors decreased from baseline to 1-month follow-up. Furthermore, greater app usage (as measured by self-reported points earned in the app aquarium environment) was associated with less self-reported substance use, including fewer days drinking alcohol, binge drinking, and using cannabis and fewer consequences of use and episodes of driving after drinking or using cannabis. Although these data support the potential of the MiSARA app and the motivational intervention framework, the design and scope of this single-arm pilot study, in which all participants received some intervention content (0.33 probability), precluded causal conclusions. Alternatively, these findings may reflect self-selection bias, as people motivated to make changes to their use may have used the app more often. Indeed, adolescents and emerging adults who reported using the app more had lower initial alcohol use, potentially indicating a need to broaden app features to facilitate engagement (eg, incentives, inspirational quotes) among those who report higher initial alcohol use. Regardless, these preliminary findings justify further refinement and testing of MiSARA in a fully powered trial.

Future Research

A key future direction is the integration of passive data collection methods with self-reporting to optimize future JITAIs. For example, a recent study used passive cell phone data among 30 emerging adults over 28 days to develop a machine learning algorithm to predict nondrinking, drinking, and heavy drinking episodes (>95% accuracy), with significant predictors including features such as device usage (eg, longer keyboard press time) and movement features (eg, more changes in activities) [78,79]. The most robust predictor of drinking was time of the day (eg, evening), with the day of the week also being predictive, underscoring the timing of alcohol intervention content (eg, weekends). However, our prior studies with SARA suggest that such timing is not as useful for cannabis, which is just as likely on weekdays as weekends. Next, the Bae et al [78] study focused on identifying when drinking was already in progress, as opposed to this study, which conceptually focused on intervening before a drinking episode commences. Challenges for passive data collection include the acceptability of passive mining of cell phone data among adolescents and emerging adults (eg, in a study by Bae et al [78], 16% disabled the sensors) and feasibility across iPhone and Android devices, where privacy restrictions limit data accessibility, coupled with concerns about increased mobile phone battery use. Importantly, passive data collection is not possible to measure some important constructs that meaningfully inform tailoring of JITAIs, such as motives that are associated with use [80]. For example, Shrier et al [81] found that negative affect the day before cannabis use was a marker of next day use, as were motives. Thus, future JITAIs could integrate both passive and self-report data.

Another key direction for JITAIs is related to the timing of assessment and intervention delivery. In an ideal world, there would be an assessment of substance use patterns at the daily level (eg, mornings, afternoons, evenings, on weekdays and weekends), with assessment and intervention timing personalized over time using machine learning. However, this assessment and intervention delivery complexity requires

sophisticated design and analysis methodology [82] to keep pace with the development of mHealth JITAIs.

In terms of clinical implications, if demonstrated as efficacious, the MiSARA app could be provided to youth as a universal prevention strategy, such as during a health care visit, or as part of prevention efforts at high schools or universities. Alternatively, as a selective prevention approach to alter risk trajectories and prevent the development of SUDs, the MiSARA app could be provided to adolescents and emerging adults screening positive for binge drinking or cannabis use as part of interactions in academic, primary care, or other community settings. Although our purpose was to develop an app to address primary and secondary prevention, MiSARA could also be used as an adjunct in treatment programs to provide clinicians with clinically relevant information between sessions.

Limitations

The findings are limited by the formative nature (eg, small sample size) of this pilot study, which focused on feasibility and acceptability. Replication is required with a larger sample to determine the efficacy of intervention content on proximal substance use (eg, same day, next day, next week) and consequences from use. The limited funding for app development resulted in programming bugs, which precluded archiving of the daily data in our initial MiSARA prototype, highlighting the challenge of obtaining sufficient funding for mHealth intervention development. Thus, self-report data regarding app use (points earned) could not be verified and, despite this being a proxy for dosage, is subject to errors in recall, underscoring the need for additional testing of a refined

app. Given the increasing recreational cannabis legalization, future testing should examine the efficacy of JITAIs for cannabis in states with and without such laws (eg, particularly for ages 21 years and older, who have legal access to purchase cannabis). Finally, the pilot nature of this study precludes causal determination of JITAI efficacy and necessitates future research testing of MiSARA compared with a control condition receiving only daily surveys. Nonetheless, the data collected provide clues for subsequent refinement of MiSARA and underscore the need for careful development of mHealth JITAIs.

Conclusions

The development of real-time, real-world, personalized, and scalable JITAI approaches to reduce substance use among adolescents and emerging adults is a growing area of mHealth research. The MiSARA app is promising, as most users liked the app experience and found the content to be highly appropriate. Adolescents and emerging adult users were comfortable providing personal information on this platform and preferred it to other data collection modalities, with future refinements focusing on improving interactivity and technical functionality to sustain interest over time. Although future studies are needed to examine the efficacy of personalized JITAI content in reducing risky substance use among adolescents and emerging adults who are not in treatment, formative data showed decreases in substance use over time in the single-arm pilot study, which along with acceptability data support future testing in a full-scale trial. Consistent with the MOST framework, recommendations for JITAI development also include the use of an iterative feedback process across a series of studies to optimize efficacy.

Acknowledgments

This study was supported by a grant from the Michigan Institute for Clinical and Health Research (MICHR #003558). LC was supported by the National Institute of Alcoholism and Alcohol Abuse (NIAAA T32AA007477 and K23AA028232).

Conflicts of Interest

MW is a minor shareholder in Facebook and has a conflict of interest plan approved by the University of Michigan.

References

1. Nahum-Shani I, Smith SN, Spring BJ, Collins LM, Witkiewitz K, Tewari A, et al. Just-in-Time Adaptive Interventions (JITAIs) in mobile health: key components and design principles for ongoing health behavior support. *Ann Behav Med* 2018 May 18;52(6):446-462 [FREE Full text] [doi: [10.1007/s12160-016-9830-8](https://doi.org/10.1007/s12160-016-9830-8)] [Medline: [27663578](https://pubmed.ncbi.nlm.nih.gov/27663578/)]
2. Nahum-Shani I, Hekler EB, Spruijt-Metz D. Building health behavior models to guide the development of just-in-time adaptive interventions: a pragmatic framework. *Health Psychol* 2015 Dec;34 Suppl:1209-1219. [doi: [10.1037/hea0000306](https://doi.org/10.1037/hea0000306)] [Medline: [26651462](https://pubmed.ncbi.nlm.nih.gov/26651462/)]
3. Mirowski M, Reid PR, Mower MM, Watkins L, Gott VL, Schauble JF, et al. Termination of malignant ventricular arrhythmias with an implanted automatic defibrillator in human beings. *N Engl J Med* 1980 Aug 07;303(6):322-324. [doi: [10.1056/NEJM198008073030607](https://doi.org/10.1056/NEJM198008073030607)] [Medline: [6991948](https://pubmed.ncbi.nlm.nih.gov/6991948/)]
4. Juvenile Diabetes Research Foundation Continuous Glucose Monitoring Study Group, Tamborlane WV, Beck RW, Bode BW, Buckingham B, Chase HP, et al. Continuous glucose monitoring and intensive treatment of type 1 diabetes. *N Engl J Med* 2008 Oct 02;359(14):1464-1476. [doi: [10.1056/NEJMoa0805017](https://doi.org/10.1056/NEJMoa0805017)] [Medline: [18779236](https://pubmed.ncbi.nlm.nih.gov/18779236/)]
5. Ben-Zeev D, Brenner CJ, Begale M, Duffecy J, Mohr DC, Mueser KT. Feasibility, acceptability, and preliminary efficacy of a smartphone intervention for schizophrenia. *Schizophr Bull* 2014 Nov;40(6):1244-1253. [doi: [10.1093/schbul/sbu033](https://doi.org/10.1093/schbul/sbu033)] [Medline: [24609454](https://pubmed.ncbi.nlm.nih.gov/24609454/)]
6. Riley W, Obermayer J, Jean-Mary J. Internet and mobile phone text messaging intervention for college smokers. *J Am Coll Health* 2008;57(2):245-248. [doi: [10.3200/JACH.57.2.245-248](https://doi.org/10.3200/JACH.57.2.245-248)] [Medline: [18809542](https://pubmed.ncbi.nlm.nih.gov/18809542/)]

7. Free C, Knight R, Robertson S, Whittaker R, Edwards P, Zhou W, et al. Smoking cessation support delivered via mobile phone text messaging (txt2stop): a single-blind, randomised trial. *Lancet* 2011 Jul 2;378(9785):49-55 [[FREE Full text](#)] [doi: [10.1016/S0140-6736\(11\)60701-0](https://doi.org/10.1016/S0140-6736(11)60701-0)] [Medline: [21722952](#)]
8. Arnett JJ. Emerging adulthood. A theory of development from the late teens through the twenties. *Am Psychol* 2000 May;55(5):469-480. [Medline: [10842426](#)]
9. Arnett JJ. The developmental context of substance use in emerging adulthood. *Journal Drug Issues* 2005 Apr 1;35(2):235-254. [doi: [10.1177/002204260503500202](https://doi.org/10.1177/002204260503500202)]
10. Kuntsche E, Kuntsche S, Thrul J, Gmel G. Binge drinking: health impact, prevalence, correlates and interventions. *Psychol Health* 2017 Aug;32(8):976-1017. [doi: [10.1080/08870446.2017.1325889](https://doi.org/10.1080/08870446.2017.1325889)] [Medline: [28513195](#)]
11. Substance Abuse and Mental Health Service Administration. Results from the 2016 National Survey on Drug Use and Health: Detailed Tables. 2016. URL: <https://www.samhsa.gov/data/sites/default/files/NSDUH-DetTabs-2016/NSDUH-DetTabs-2016.htm> [accessed 2020-06-15]
12. Behrendt S, Wittchen H, Höfler M, Lieb R, Beesdo K. Transitions from first substance use to substance use disorders in adolescence: is early onset associated with a rapid escalation? *Drug Alcohol Depend* 2009 Jan 01;99(1-3):68-78. [doi: [10.1016/j.drugalcdep.2008.06.014](https://doi.org/10.1016/j.drugalcdep.2008.06.014)] [Medline: [18768267](#)]
13. White A, Hingson R. The burden of alcohol use: excessive alcohol consumption and related consequences among college students. *Alcohol Res* 2013;35(2):201-218 [[FREE Full text](#)] [Medline: [24881329](#)]
14. Fiellin LE, Tetrault JM, Becker WC, Fiellin DA, Hoff RA. Previous use of alcohol, cigarettes, and marijuana and subsequent abuse of prescription opioids in young adults. *J Adolesc Health* 2013 Feb;52(2):158-163 [[FREE Full text](#)] [doi: [10.1016/j.jadohealth.2012.06.010](https://doi.org/10.1016/j.jadohealth.2012.06.010)] [Medline: [23332479](#)]
15. Stockwell T, Zhao J, Macdonald S. Who under-reports their alcohol consumption in telephone surveys and by how much? An application of the 'yesterday method' in a national Canadian substance use survey. *Addiction* 2014 Oct;109(10):1657-1666. [doi: [10.1111/add.12609](https://doi.org/10.1111/add.12609)] [Medline: [24825591](#)]
16. Bose J, Hedden S, Lipari R, Park-Lee E. Key substance use and mental health indicators in the United States: Results from the 2017 National Survey on Drug Use and Health. Substance Abuse and Mental Health Services Administration. URL: <https://www.samhsa.gov/data/sites/default/files/cbhsq-reports/NSDUHFFR2017/NSDUHFFR2017.htm> [accessed 2020-10-15]
17. Sarvet AL, Wall MM, Keyes KM, Cerdá M, Schulenberg JE, O'Malley PM, et al. Recent rapid decrease in adolescents' perception that marijuana is harmful, but no concurrent increase in use. *Drug Alcohol Depend* 2018 May 01;186:68-74 [[FREE Full text](#)] [doi: [10.1016/j.drugalcdep.2017.12.041](https://doi.org/10.1016/j.drugalcdep.2017.12.041)] [Medline: [29550624](#)]
18. Miech R, Johnston L, O'Malley PM. Prevalence and attitudes regarding marijuana use among adolescents over the past decade. *Pediatrics* 2017 Dec;140(6) [[FREE Full text](#)] [doi: [10.1542/peds.2017-0982](https://doi.org/10.1542/peds.2017-0982)] [Medline: [29109106](#)]
19. Gruber SA, Sagar KA, Dahlgren MK, Racine M, Lukas SE. Age of onset of marijuana use and executive function. *Psychol Addict Behav* 2012 Sep;26(3):496-506 [[FREE Full text](#)] [doi: [10.1037/a0026269](https://doi.org/10.1037/a0026269)] [Medline: [22103843](#)]
20. Gruber SA, Dahlgren MK, Sagar KA, Gönenc A, Killgore WDS. Age of onset of marijuana use impacts inhibitory processing. *Neurosci Lett* 2012 Mar 09;511(2):89-94 [[FREE Full text](#)] [doi: [10.1016/j.neulet.2012.01.039](https://doi.org/10.1016/j.neulet.2012.01.039)] [Medline: [22306089](#)]
21. Patrick ME, Kloska DD, Terry-McElrath YM, Lee CM, O'Malley PM, Johnston LD. Patterns of simultaneous and concurrent alcohol and marijuana use among adolescents. *Am J Drug Alcohol Abuse* 2018;44(4):441-451 [[FREE Full text](#)] [doi: [10.1080/00952990.2017.1402335](https://doi.org/10.1080/00952990.2017.1402335)] [Medline: [29261344](#)]
22. Patrick ME, Terry-McElrath YM, Lee CM, Schulenberg JE. Simultaneous alcohol and marijuana use among underage young adults in the United States. *Addict Behav* 2019 Jan;88:77-81 [[FREE Full text](#)] [doi: [10.1016/j.addbeh.2018.08.015](https://doi.org/10.1016/j.addbeh.2018.08.015)] [Medline: [30170141](#)]
23. Patrick ME, Fairlie AM, Cadigan JM, Abdallah DA, Larimer ME, Lee CM. Daily motives for alcohol and marijuana use as predictors of simultaneous use among young adults. *J Stud Alcohol Drugs* 2019 Jul;80(4):454-461 [[FREE Full text](#)] [Medline: [31495383](#)]
24. Patrick ME, Fairlie AM, Lee CM. Motives for simultaneous alcohol and marijuana use among young adults. *Addict Behav* 2018 Jan;76:363-369 [[FREE Full text](#)] [doi: [10.1016/j.addbeh.2017.08.027](https://doi.org/10.1016/j.addbeh.2017.08.027)] [Medline: [28915500](#)]
25. Key Substance Use and Mental Health Indicators in the United States: Results from the 2018 National Survey on Drug Use and Health (NSDUH). Substance Abuse and Mental Health Service Administration. Rockville: Center for Behavioral Health Statistics and Quality; 2019. URL: <https://www.samhsa.gov/data/sites/default/files/cbhsq-reports/NSDUHNationalFindingsReport2018/NSDUHNationalFindingsReport2018.pdf> [accessed 2020-10-15]
26. First Evidence-Based Platform Automating Addiction Management Life Cycle. CHESS Health. URL: www.chess.health/ [accessed 2020-09-25]
27. Gustafson DH, McTavish FM, Chih M, Atwood AK, Johnson RA, Boyle MG, et al. A smartphone application to support recovery from alcoholism: a randomized clinical trial. *JAMA Psychiatry* 2014 May;71(5):566-572 [[FREE Full text](#)] [doi: [10.1001/jamapsychiatry.2013.4642](https://doi.org/10.1001/jamapsychiatry.2013.4642)] [Medline: [24671165](#)]
28. Hoepfner BB, Schick MR, Kelly LM, Hoepfner SS, Bergman B, Kelly JF. There is an app for that - Or is there? A content analysis of publicly available smartphone apps for managing alcohol use. *J Subst Abuse Treat* 2017 Nov;82:67-73. [doi: [10.1016/j.jsat.2017.09.006](https://doi.org/10.1016/j.jsat.2017.09.006)] [Medline: [29021117](#)]

29. Kazemi DM, Borsari B, Levine MJ, Li S, Lamberson KA, Matta LA. A systematic review of the mHealth interventions to prevent alcohol and substance abuse. *J Health Commun* 2017 May;22(5):413-432 [FREE Full text] [doi: [10.1080/10810730.2017.1303556](https://doi.org/10.1080/10810730.2017.1303556)] [Medline: [28394729](https://pubmed.ncbi.nlm.nih.gov/28394729/)]
30. Gonzales R, Hernandez M, Murphy DA, Ang A. Youth recovery outcomes at 6 and 9 months following participation in a mobile texting recovery support aftercare pilot study. *Am J Addict* 2016 Jan;25(1):62-68 [FREE Full text] [doi: [10.1111/ajad.12322](https://doi.org/10.1111/ajad.12322)] [Medline: [26689171](https://pubmed.ncbi.nlm.nih.gov/26689171/)]
31. Scott CK, Dennis ML, Johnson KA, Grella CE. A randomized clinical trial of smartphone self-managed recovery support services. *J Subst Abuse Treat* 2020 Oct;117:108089. [doi: [10.1016/j.jsat.2020.108089](https://doi.org/10.1016/j.jsat.2020.108089)] [Medline: [32811628](https://pubmed.ncbi.nlm.nih.gov/32811628/)]
32. Dennis ML, Scott CK, Funk RR, Nicholson L. A pilot study to examine the feasibility and potential effectiveness of using smartphones to provide recovery support for adolescents. *Subst Abuse* 2015;36(4):486-492 [FREE Full text] [doi: [10.1080/08897077.2014.970323](https://doi.org/10.1080/08897077.2014.970323)] [Medline: [25310057](https://pubmed.ncbi.nlm.nih.gov/25310057/)]
33. Shiffman S. Ecological momentary assessment (EMA) in studies of substance use. *Psychol Assess* 2009 Dec;21(4):486-497 [FREE Full text] [doi: [10.1037/a0017074](https://doi.org/10.1037/a0017074)] [Medline: [19947783](https://pubmed.ncbi.nlm.nih.gov/19947783/)]
34. Shiffman S, Stone AA, Hufford MR. Ecological momentary assessment. *Annu Rev Clin Psychol* 2008;4:1-32. [doi: [10.1146/annurev.clinpsy.3.022806.091415](https://doi.org/10.1146/annurev.clinpsy.3.022806.091415)] [Medline: [18509902](https://pubmed.ncbi.nlm.nih.gov/18509902/)]
35. Wray TB, Merrill JE, Monti PM. Using Ecological Momentary Assessment (EMA) to assess situation-level predictors of alcohol use and alcohol-related consequences. *Alcohol Res* 2014;36(1):19-27 [FREE Full text] [Medline: [26258997](https://pubmed.ncbi.nlm.nih.gov/26258997/)]
36. Serre F, Fatseas M, Swendsen J, Auriacombe M. Ecological momentary assessment in the investigation of craving and substance use in daily life: a systematic review. *Drug Alcohol Depend* 2015 Mar 1;148:1-20. [doi: [10.1016/j.drugalcdep.2014.12.024](https://doi.org/10.1016/j.drugalcdep.2014.12.024)] [Medline: [25637078](https://pubmed.ncbi.nlm.nih.gov/25637078/)]
37. Buckner JD, Crosby RD, Silgado J, Wonderlich SA, Schmidt NB. Immediate antecedents of marijuana use: an analysis from ecological momentary assessment. *J Behav Ther Exp Psychiatry* 2012 Mar;43(1):647-655 [FREE Full text] [doi: [10.1016/j.jbtep.2011.09.010](https://doi.org/10.1016/j.jbtep.2011.09.010)] [Medline: [21946296](https://pubmed.ncbi.nlm.nih.gov/21946296/)]
38. Buckner JD, Crosby RD, Wonderlich SA, Schmidt NB. Social anxiety and cannabis use: an analysis from ecological momentary assessment. *J Anxiety Disord* 2012 Mar;26(2):297-304 [FREE Full text] [doi: [10.1016/j.janxdis.2011.12.006](https://doi.org/10.1016/j.janxdis.2011.12.006)] [Medline: [22246109](https://pubmed.ncbi.nlm.nih.gov/22246109/)]
39. Piasecki TM, Cooper ML, Wood PK, Sher KJ, Shiffman S, Heath AC. Dispositional drinking motives: associations with appraised alcohol effects and alcohol consumption in an ecological momentary assessment investigation. *Psychol Assess* 2014 Jun;26(2):363-369 [FREE Full text] [doi: [10.1037/a0035153](https://doi.org/10.1037/a0035153)] [Medline: [24274049](https://pubmed.ncbi.nlm.nih.gov/24274049/)]
40. Eysenbach G, CONSORT- E. CONSORT-EHEALTH: improving and standardizing evaluation reports of Web-based and mobile health interventions. *J Med Internet Res* 2011;13(4):e126 [FREE Full text] [doi: [10.2196/jmir.1923](https://doi.org/10.2196/jmir.1923)] [Medline: [22209829](https://pubmed.ncbi.nlm.nih.gov/22209829/)]
41. Saberi P, Johnson MO. Correlation of internet use for health care engagement purposes and HIV clinical outcomes among HIV-positive individuals using online social media. *J Health Commun* 2015;20(9):1026-1032 [FREE Full text] [doi: [10.1080/10810730.2015.1018617](https://doi.org/10.1080/10810730.2015.1018617)] [Medline: [26120890](https://pubmed.ncbi.nlm.nih.gov/26120890/)]
42. Dobson R, Whittaker R, Murphy R, Khanolkar M, Miller S, Naylor J, et al. The use of mobile health to deliver self-management support to young people With type 1 diabetes: a cross-sectional survey. *JMIR Diabetes* 2017 Feb 15;2(1):e4 [FREE Full text] [doi: [10.2196/diabetes.7221](https://doi.org/10.2196/diabetes.7221)] [Medline: [30291057](https://pubmed.ncbi.nlm.nih.gov/30291057/)]
43. Singh NB, Björling EA. A review of EMA assessment period reporting for mood variables in substance use research: expanding existing EMA guidelines. *Addict Behav* 2019 Jul;94:133-146. [doi: [10.1016/j.addbeh.2019.01.033](https://doi.org/10.1016/j.addbeh.2019.01.033)] [Medline: [30712774](https://pubmed.ncbi.nlm.nih.gov/30712774/)]
44. Gajecki M, Andersson C, Rosendahl I, Sinadinovic K, Fredriksson M, Berman AH. Skills training via smartphone app for university students with excessive alcohol consumption: a randomized controlled trial. *Int J Behav Med* 2017 Dec;24(5):778-788 [FREE Full text] [doi: [10.1007/s12529-016-9629-9](https://doi.org/10.1007/s12529-016-9629-9)] [Medline: [28224445](https://pubmed.ncbi.nlm.nih.gov/28224445/)]
45. Jones A, Remmerswaal D, Verveer I, Robinson E, Franken IHA, Wen CKF, et al. Compliance with ecological momentary assessment protocols in substance users: a meta-analysis. *Addiction* 2019 Apr;114(4):609-619. [doi: [10.1111/add.14503](https://doi.org/10.1111/add.14503)] [Medline: [30461120](https://pubmed.ncbi.nlm.nih.gov/30461120/)]
46. Collins LM, Kugler KC, editors. Optimization of Behavioral, Biobehavioral, and Biomedical Interventions: Advanced Topics. Switzerland: Springer International Publishing; 2018.
47. Rabbi M, Philyaw-Kotov M, Lee J, Mansour A, Dent L, Wang X, et al. SARA: a mobile app to engage users in health data collection. *Proc ACM Int Conf Ubiquitous Comput* 2017 Sep;2017:781-789 [FREE Full text] [doi: [10.1145/3123024.3125611](https://doi.org/10.1145/3123024.3125611)] [Medline: [29503985](https://pubmed.ncbi.nlm.nih.gov/29503985/)]
48. Rabbi M, Philyaw Kotov M, Cunningham R, Bonar EE, Nahum-Shani I, Klasnja P, et al. Toward increasing engagement in substance use data collection: development of the Substance Abuse Research Assistant app and protocol for a microrandomized trial using adolescents and emerging adults. *JMIR Res Protoc* 2018 Jul 18;7(7):e166. [doi: [10.2196/resprot.9850](https://doi.org/10.2196/resprot.9850)] [Medline: [30021714](https://pubmed.ncbi.nlm.nih.gov/30021714/)]
49. Rabbi M, Philyaw-Kotov M, Li J. Translating Behavioral Theory into Technological Interventions: Case Study of an mHealth App to Increase Self-reporting of Substance-Use Related Data. Cornell University. 2020 Mar 30. URL: <https://arxiv.org/abs/2003.13545> [accessed 2020-12-20]

50. Carolina Population Center. URL: <http://www.cpc.unc.edu/projects/addhealth> [accessed 2020-12-20]
51. Youth Risk Behavior Survey. Centers for Disease Control and Prevention. 2005. URL: <https://www.cdc.gov/healthyyouth/data/yrbs/index.htm> [accessed 2020-12-21]
52. Bush K, Kivlahan DR, McDonnell MB, Fihn SD, Bradley KA. The AUDIT alcohol consumption questions (AUDIT-C): an effective brief screening test for problem drinking. Ambulatory Care Quality Improvement Project (ACQUIP). Alcohol Use Disorders Identification Test. Arch Intern Med 1998 Sep 14;158(16):1789-1795. [doi: [10.1001/archinte.158.16.1789](https://doi.org/10.1001/archinte.158.16.1789)] [Medline: [9738608](https://pubmed.ncbi.nlm.nih.gov/9738608/)]
53. Humeniuk R, Henry-Edwards S, Ali R, Poznyak V, Monteiro M. The Alcohol, Smoking and Substance Involvement Screening Test (ASSIST): Manual for Use in Primary Care. Geneva: World Health Organization; 2010.
54. McNeely J, Wu L, Subramaniam G, Sharma G, Cathers LA, Svikis D, et al. Performance of the tobacco, alcohol, prescription medication, and other substance use (taps) tool for substance use screening in primary care patients. Ann Intern Med 2016 Nov 15;165(10):690-699. [doi: [10.7326/M16-0317](https://doi.org/10.7326/M16-0317)] [Medline: [27595276](https://pubmed.ncbi.nlm.nih.gov/27595276/)]
55. Ali R, Meena S, Eastwood B, Richards I, Marsden J. Ultra-rapid screening for substance-use disorders: the Alcohol, Smoking and Substance Involvement Screening Test (ASSIST-Lite). Drug Alcohol Depend 2013 Sep 01;132(1-2):352-361. [doi: [10.1016/j.drugalcdep.2013.03.001](https://doi.org/10.1016/j.drugalcdep.2013.03.001)] [Medline: [23561823](https://pubmed.ncbi.nlm.nih.gov/23561823/)]
56. Sobell L, Sobell M. Timeline follow-back: a technique for assessing self-reported alcohol consumption. In: Measuring Alcohol Consumption. Totowa, NJ: Humana Press; 1992.
57. Kahler CW, Hustad J, Barnett NP, Strong DR, Borsari B. Validation of the 30-day version of the brief young adult alcohol consequences questionnaire for use in longitudinal studies. J Stud Alcohol Drugs 2008 Jul;69(4):611-615 [FREE Full text] [Medline: [18612578](https://pubmed.ncbi.nlm.nih.gov/18612578/)]
58. Simons JS, Dvorak RD, Merrill JE, Read JP. Dimensions and severity of marijuana consequences: development and validation of the Marijuana Consequences Questionnaire (MACQ). Addict Behav 2012 May;37(5):613-621 [FREE Full text] [doi: [10.1016/j.addbeh.2012.01.008](https://doi.org/10.1016/j.addbeh.2012.01.008)] [Medline: [22305645](https://pubmed.ncbi.nlm.nih.gov/22305645/)]
59. Williams GC, Gagné M, Ryan RM, Deci EL. Facilitating autonomous motivation for smoking cessation. Health Psychol 2002 Jan;21(1):40-50. [Medline: [11846344](https://pubmed.ncbi.nlm.nih.gov/11846344/)]
60. Breslin FC, Sobell LC, Sobell MB, Agrawal S. A comparison of a brief and long version of the Situational Confidence Questionnaire. Behav Res Ther 2000 Dec;38(12):1211-1220. [doi: [10.1016/s0005-7967\(99\)00152-7](https://doi.org/10.1016/s0005-7967(99)00152-7)] [Medline: [11104185](https://pubmed.ncbi.nlm.nih.gov/11104185/)]
61. Johnston L, O'Malley P, Bachman J, Schulenberg J. Monitoring the Future National Survey Results on Drug Use-2005. Volume II. National Institute on Drug Abuse. Bethesda, MD; 2006. URL: <https://files.eric.ed.gov/fulltext/ED494061.pdf> [accessed 2020-12-25]
62. Simons J, Correia CJ, Carey KB, Borsari BE. Validating a five-factor marijuana motives measure: relations with use, problems, and alcohol motives. J Counsel Psychol 1998;45(3):265-273. [doi: [10.1037/0022-0167.45.3.265](https://doi.org/10.1037/0022-0167.45.3.265)]
63. Grant VV, Stewart SH, O'Connor RM, Blackwell E, Conrod PJ. Psychometric evaluation of the five-factor Modified Drinking Motives Questionnaire--revised in undergraduates. Addict Behav 2007 Nov;32(11):2611-2632. [doi: [10.1016/j.addbeh.2007.07.004](https://doi.org/10.1016/j.addbeh.2007.07.004)] [Medline: [17716823](https://pubmed.ncbi.nlm.nih.gov/17716823/)]
64. Donovan JE. Young adult drinking-driving: behavioral and psychosocial correlates. J Stud Alcohol 1993 Sep;54(5):600-613. [doi: [10.15288/jsa.1993.54.600](https://doi.org/10.15288/jsa.1993.54.600)] [Medline: [8412150](https://pubmed.ncbi.nlm.nih.gov/8412150/)]
65. Pollak J, Adams P, Gay G. PAM: a photographic affect meter for frequent, in situ measurement of affect. In: Proceedings of the SIGCHI Conference on Human Factors in Computing Systems. 2011 Presented at: SIGCHI conference on Human factors in computing systems; May 2011; Vancouver URL: <https://dl.acm.org/doi/10.1145/1978942.1979047> [doi: [10.1145/1978942.1979047](https://doi.org/10.1145/1978942.1979047)]
66. Russell D, Peplau LA, Cutrona CE. The revised UCLA Loneliness Scale: concurrent and discriminant validity evidence. J Pers Soc Psychol 1980 Sep;39(3):472-480. [doi: [10.1037//0022-3514.39.3.472](https://doi.org/10.1037//0022-3514.39.3.472)] [Medline: [7431205](https://pubmed.ncbi.nlm.nih.gov/7431205/)]
67. Cranford JA, Shrout PE, Iida M, Rafaeli E, Yip T, Bolger N. A procedure for evaluating sensitivity to within-person change: can mood measures in diary studies detect change reliably? Pers Soc Psychol Bull 2006 Jul;32(7):917-929 [FREE Full text] [doi: [10.1177/0146167206287721](https://doi.org/10.1177/0146167206287721)] [Medline: [16738025](https://pubmed.ncbi.nlm.nih.gov/16738025/)]
68. Ramirez-Valles J, Zimmerman MA, Newcomb MD. Sexual risk behavior among youth: modeling the influence of prosocial activities and socioeconomic factors. J Health Soc Behav 1998 Sep;39(3):237-253. [Medline: [9785696](https://pubmed.ncbi.nlm.nih.gov/9785696/)]
69. Hoyle RH, Stephenson MT, Palmgreen P, Lorch EP, Donohew R. Reliability and validity of a brief measure of sensation seeking. Pers Individ Dif 2002 Feb;32(3):401-414. [doi: [10.1016/s0191-8869\(01\)00032-0](https://doi.org/10.1016/s0191-8869(01)00032-0)]
70. Lippman L, Moore K, Guzman L. Flourishing Children: Defining and Testing Indicators of Positive Development. Netherlands: Springer; 2014.
71. Ellickson P, Bell R. Prospects for Preventing Drug Use Among Young Adolescents. Santa Monica, CA: RAND Corp; 1990.
72. Stephens RS, Babor TF, Kadden R, Miller M, Marijuana Treatment Project Research Group. The Marijuana Treatment Project: rationale, design and participant characteristics. Addiction 2002 Dec;97 Suppl 1:109-124. [doi: [10.1046/j.1360-0443.97.s01.6.x](https://doi.org/10.1046/j.1360-0443.97.s01.6.x)] [Medline: [12460133](https://pubmed.ncbi.nlm.nih.gov/12460133/)]
73. Falk A, Fischbacher U. A theory of reciprocity. Games Econ Behav 2006 Feb;54(2):293-315. [doi: [10.1016/j.geb.2005.03.001](https://doi.org/10.1016/j.geb.2005.03.001)]

74. Surma J. Social exchange in online social networks. The reciprocity phenomenon on Facebook. *Comput Commun* 2016 Jan;73:342-346. [doi: [10.1016/j.comcom.2015.06.017](https://doi.org/10.1016/j.comcom.2015.06.017)]
75. Cropanzano R, Mitchell MS. Social exchange theory: an interdisciplinary review. *J Manag* 2016 Jul;31(6):874-900. [doi: [10.1177/0149206305279602](https://doi.org/10.1177/0149206305279602)]
76. Leon AC, Davis LL, Kraemer HC. The role and interpretation of pilot studies in clinical research. *J Psychiatr Res* 2011 May;45(5):626-629 [FREE Full text] [doi: [10.1016/j.jpsychires.2010.10.008](https://doi.org/10.1016/j.jpsychires.2010.10.008)] [Medline: [21035130](https://pubmed.ncbi.nlm.nih.gov/21035130/)]
77. Bauermeister JA, Zimmerman MA, Johns MM, Glowacki P, Stoddard S, Volz E. Innovative recruitment using online networks: lessons learned from an online study of alcohol and other drug use utilizing a web-based, respondent-driven sampling (webRDS) strategy. *J Stud Alcohol Drugs* 2012 Sep;73(5):834-838 [FREE Full text] [doi: [10.15288/jsad.2012.73.834](https://doi.org/10.15288/jsad.2012.73.834)] [Medline: [22846248](https://pubmed.ncbi.nlm.nih.gov/22846248/)]
78. Bae S, Ferreira D, Suffoletto B, Puyana JC, Kurtz R, Chung T, et al. Detecting drinking episodes in young adults using smartphone-based sensors. *Proc ACM Interact Mob Wearable Ubiquitous Technol* 2017 Jun 30;1(2):1-36. [doi: [10.1145/3090051](https://doi.org/10.1145/3090051)]
79. Bae S, Chung T, Ferreira D, Dey AK, Suffoletto B. Mobile phone sensors and supervised machine learning to identify alcohol use events in young adults: implications for just-in-time adaptive interventions. *Addict Behav* 2017 Nov 27. [doi: [10.1016/j.addbeh.2017.11.039](https://doi.org/10.1016/j.addbeh.2017.11.039)] [Medline: [29217132](https://pubmed.ncbi.nlm.nih.gov/29217132/)]
80. Bonar EE, Goldstick JE, Collins RL, Cranford JA, Cunningham RM, Chermack ST, et al. Daily associations between cannabis motives and consumption in emerging adults. *Drug Alcohol Depend* 2017 Sep 01;178:136-142 [FREE Full text] [doi: [10.1016/j.drugalcdep.2017.05.006](https://doi.org/10.1016/j.drugalcdep.2017.05.006)] [Medline: [28647681](https://pubmed.ncbi.nlm.nih.gov/28647681/)]
81. Shrier LA, Ross CS, Blood EA. Momentary positive and negative affect preceding marijuana use events in youth. *J Stud Alcohol Drugs* 2014 Sep;75(5):781-789 [FREE Full text] [doi: [10.15288/jsad.2014.75.781](https://doi.org/10.15288/jsad.2014.75.781)] [Medline: [25208196](https://pubmed.ncbi.nlm.nih.gov/25208196/)]
82. Riley WT, Oh A, Aklin WM, Wolff-Hughes DL. National Institutes of Health support of digital health behavior research. *Health Educ Behav* 2019 Dec;46(2_suppl):12-19. [doi: [10.1177/1090198119866644](https://doi.org/10.1177/1090198119866644)] [Medline: [31742453](https://pubmed.ncbi.nlm.nih.gov/31742453/)]

Abbreviations

AUDIT-C: Alcohol Use Disorder Identification Test-Consumption

EMA: ecological momentary assessment

JITAI: just-in-time adaptive intervention

SARA: substance abuse research assistant

SUD: substance use disorders

mHealth: mobile health

MOST: Multiphase Optimization Strategy

Edited by L Buis; submitted 18.09.20; peer-reviewed by D Litt, MH Yong; comments to author 22.10.20; revised version received 11.11.20; accepted 30.11.20; published 15.01.21

Please cite as:

Coughlin LN, Nahum-Shani I, Philyaw-Kotov ML, Bonar EE, Rabbi M, Klasnja P, Murphy S, Walton MA

Developing an Adaptive Mobile Intervention to Address Risky Substance Use Among Adolescents and Emerging Adults: Usability Study

JMIR Mhealth Uhealth 2021;9(1):e24424

URL: <http://mhealth.jmir.org/2021/1/e24424/>

doi: [10.2196/24424](https://doi.org/10.2196/24424)

PMID:

©Lara N Coughlin, Inbal Nahum-Shani, Meredith L Philyaw-Kotov, Erin E Bonar, Mashfiqui Rabbi, Predrag Klasnja, Susan Murphy, Maureen A Walton. Originally published in JMIR mHealth and uHealth (<http://mhealth.jmir.org>), 15.01.2021. This is an open-access article distributed under the terms of the Creative Commons Attribution License (<https://creativecommons.org/licenses/by/4.0/>), which permits unrestricted use, distribution, and reproduction in any medium, provided the original work, first published in JMIR mHealth and uHealth, is properly cited. The complete bibliographic information, a link to the original publication on <http://mhealth.jmir.org/>, as well as this copyright and license information must be included.